

Scaled data based on original data using
LM-79-08 Approved Method: Electrical and Photometric Measurements of Solid-
State Lighting Products

Test Report Prepared for
Cooper Lighting Solutions
(formerly Eaton)

Brand: McGRAW-EDISON

Report Number: P228707

Luminaire Tested: **ISS-AF-600-LED-E1-RW-7060-ULG**

Issue Date: 3/3/2020

Test Information

Test Method: LM-79-08
Report Number: P228707
TEST IS SCALED FROM IESNA LM-79-08 TEST DATA (P29765)-DOWNLIGHT AND
Test Lab: INNOVATION CENTER-P2
Issue Date: 3/3/2020
Manufacturer: COOPER LIGHTING SOLUTIONS (FORMERLY EATON)
Product Line: MCGRAW-EDISON
Catalog Number: ISS-AF-600-LED-E1-RW-7060-ULG
Description: IMPACT ELITE LED QUATER SPHERE LUMINAIRE WITH UPLIGHT
LIGHT SQUARE WITH ACCUED OPTICS-RECTANGULAR WIDE TYPE I, WITH UPLIGHT
GLOW
Light Source: (16) 5700K CCT, 70 CRI LEDs and (1) UPLIGHT LED
Ballast/Driver: ELECTRONIC DRIVER

Summary

Lumens per Lamp: N/A
Luminaire Lumens: 5324.2 lumens
Efficiency: N/A
Efficacy: 105.6 lumens/watt
Luminous Opening: Rectangular w/ Sides (W: 0.5' x L: 0.5' x H: 0.54')
IES Classification: Type II - Medium - Non-Cutoff
BUG Rating: B2 - U5 - G2

Input Watts (W): 50.4
Input Voltage (V): 120
Input Current (Ain): NR
Voltage Rise (V): NR
Power Factor: NR
Total Harmonic Distortion (THDi): NR
Frequency (hertz): 60
Stabilization Time: NR
Operation Time: NR
Ambient Temperature (°C): NR
Test Distance: 25 FT

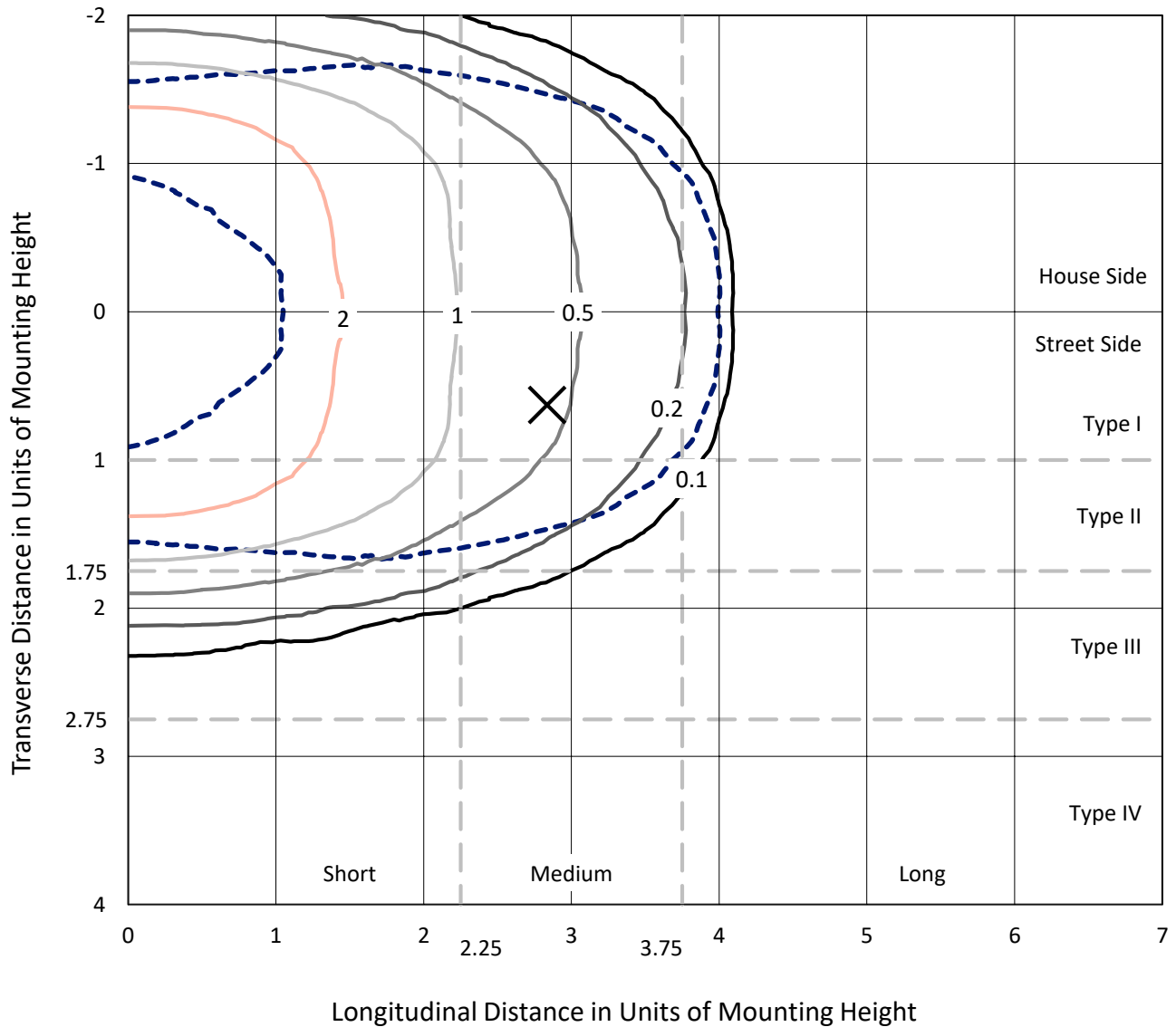


REPORT NUMBER: P228707

CATALOG NUMBER: ISS-AF-600-LED-E1-RW-7060-ULG

Iso-Footcandle Lines of Horizontal Illumination

× Max cd
 - - - 1/2 Max cd

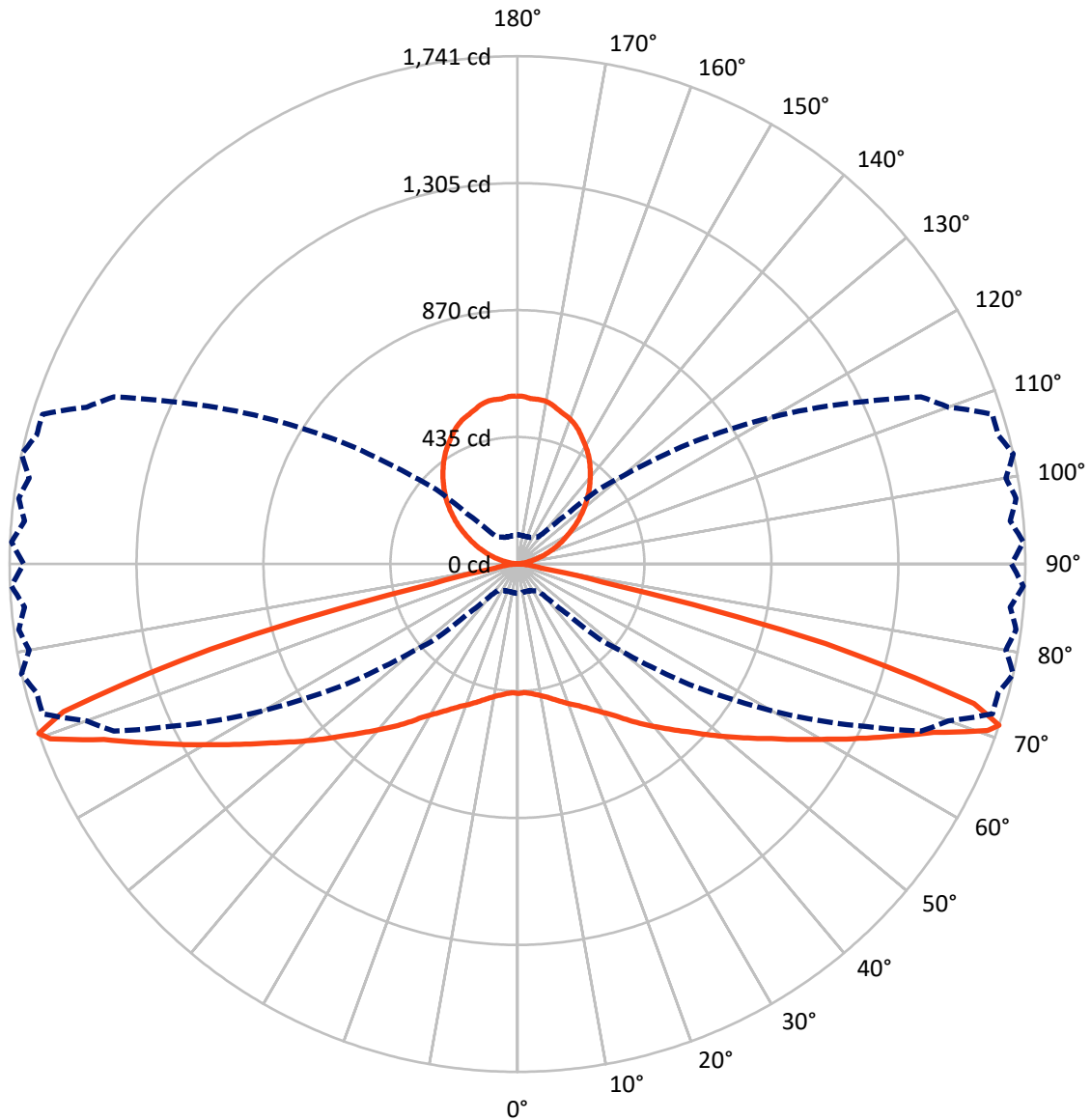


Based on 10 foot mounting height. Maximum calculated value = 4.6 fc
 Type II - Medium - Non-Cutoff

REPORT NUMBER: P228707

CATALOG NUMBER: ISS-AF-600-LED-E1-RW-7060-ULG

Luminous Intensity Polar Plot



— Vertical Plane Through 77.5-Deg Lateral - - - Horizontal Cone Through 71-Deg Vertical

REPORT NUMBER: P228707

CATALOG NUMBER: ISS-AF-600-LED-E1-RW-7060-ULG

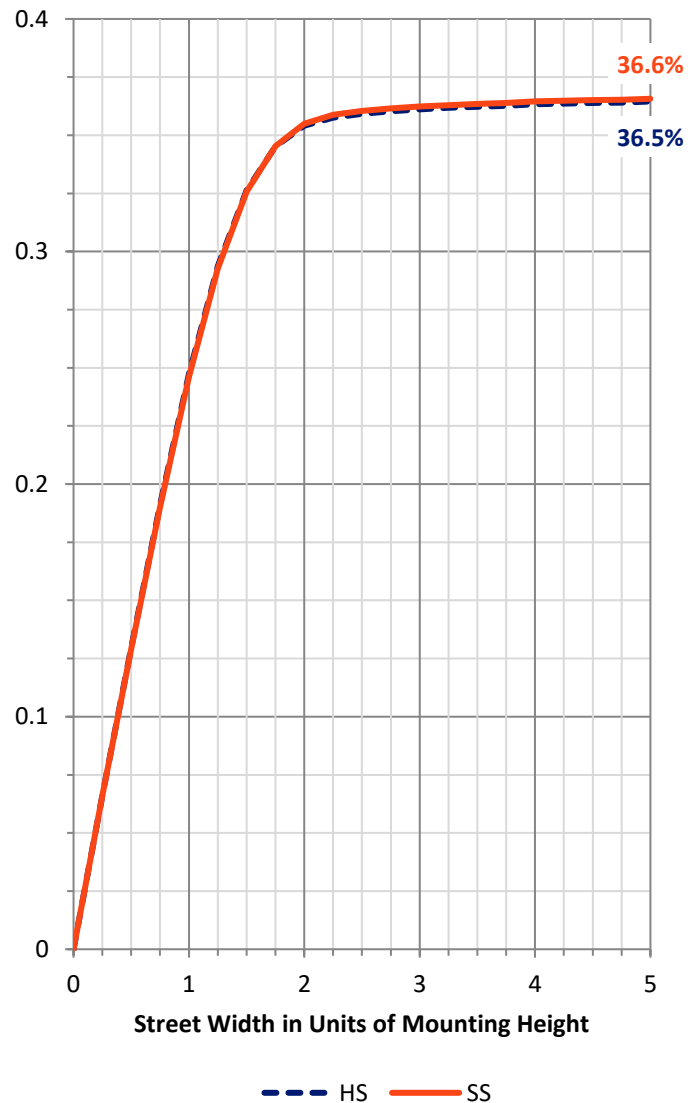
FLUX DISTRIBUTION:

		Downward	Upward	Total
House Side	Lumens	1949.0	713.1	2662.1
	% Fixture	36.6	13.4	50.0
Street Side	Lumens	1949.0	713.1	2662.1
	% Fixture	36.6	13.4	50.0
Total	Lumens	3898.0	1426.2	5324.2
	% Fixture	73.2	26.8	100.0

Coefficient of Utilization

ZONAL LUMENS:

Zone	Lumens	% Fixture
0°-10°	42.9	0.8
10°-20°	134.0	2.5
20°-30°	250.7	4.7
30°-40°	436.4	8.2
40°-50°	712.1	13.4
50°-60°	982.7	18.5
60°-70°	932.2	17.5
70°-80°	383.7	7.2
80°-90°	23.2	0.4
90°-100°	4.7	0.1
100°-110°	69.0	1.3
110°-120°	153.0	2.9
120°-130°	223.9	4.2
130°-140°	265.6	5.0
140°-150°	269.3	5.1
150°-160°	231.1	4.3
160°-170°	155.1	2.9
170°-180°	54.3	1.0
0°-90°	3898.0	73.2
0°-180°	5324.2	100.0



REPORT NUMBER: P228707

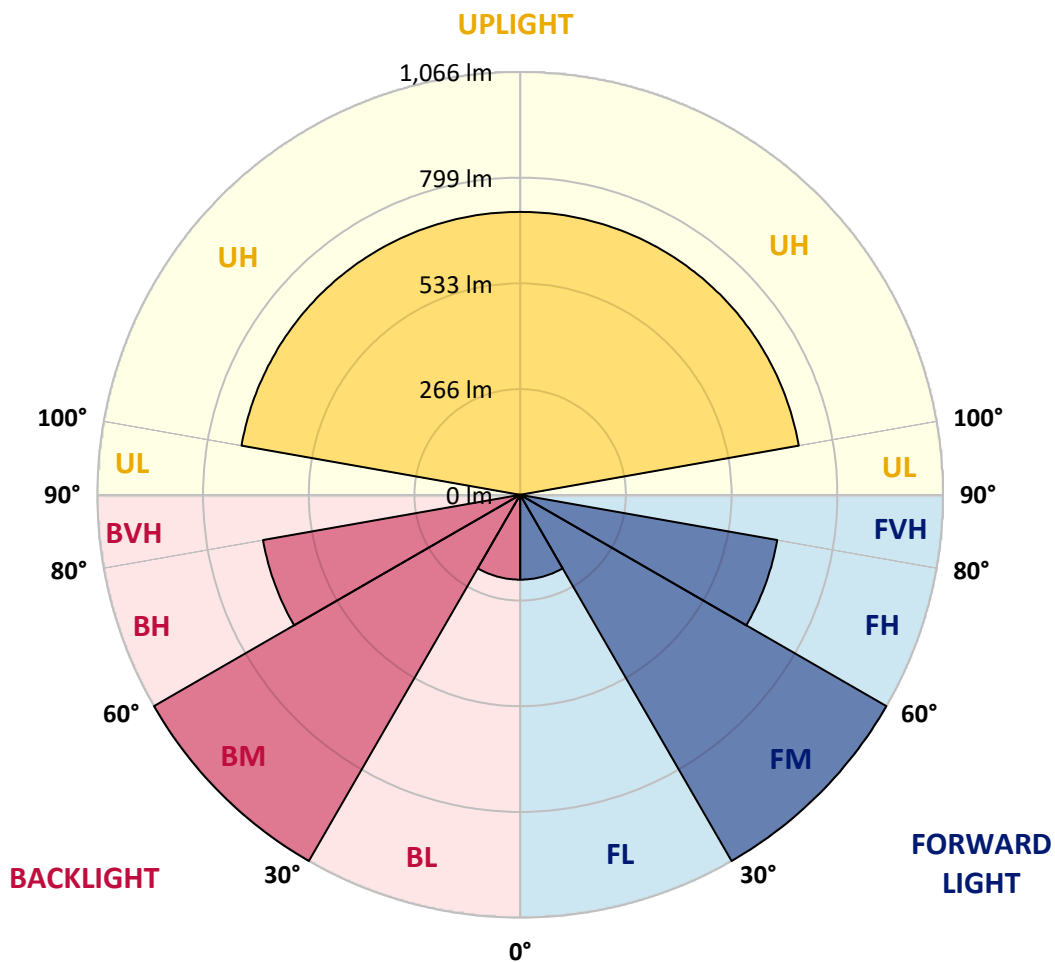
CATALOG NUMBER: ISS-AF-600-LED-E1-RW-7060-ULG

LUMINAIRE CLASSIFICATION SYSTEM LUMEN TABLE AND BUG RATING:

Zone	Lumens	% Fixture	Zone Rating/Lumen Limit		
			B	U	G
FL (0°-30°)	213.8	4.0			
FM (30°-60°)	1065.6	20.0			
FH (60°-80°)	658.0	12.4			G0/660
FVH (80°-90°)	11.6	0.2			G1/100
BL (0°-30°)	213.8	4.0	B1/500		
BM (30°-60°)	1065.6	20.0	B2/2500		
BH (60°-80°)	658.0	12.4	B2/1000		G2/1000
BVH (80°-90°)	11.6	0.2			G1/100
UL (90°-100°)	4.7	0.1		U1/10	
UH (100°-180°)	713.1	13.4		U4/1000	

BUG Rating: B2-U5-G2

Type II Medium





REPORT NUMBER: P228707

CATALOG NUMBER: ISS-AF-600-LED-E1-RW-7060-ULG

CANDELA DISTRIBUTION (FULL):

	0°	5°	15°	25°	35°	37.5°	40°	42.5°	45°	47.5°	50°
0°	443.9	443.9	443.9	443.9	443.9	443.9	443.9	443.9	443.9	443.9	443.9
2.5°	442.6	441.3	442.6	442.6	443.9	443.9	443.9	443.9	442.6	445.1	445.1
5°	442.6	442.6	443.9	443.9	446.4	449.0	445.1	446.4	447.7	446.4	449.0
7.5°	442.6	442.6	442.6	445.1	449.0	451.6	449.0	450.3	452.9	452.9	455.5
10°	438.7	437.4	440.0	445.1	451.6	455.5	454.2	459.3	458.0	459.3	461.9
12.5°	432.2	432.2	437.4	445.1	456.8	459.3	460.6	463.2	467.1	465.8	469.7
15°	433.5	434.8	440.0	450.3	464.5	467.1	468.4	468.4	474.8	472.2	480.0
17.5°	442.6	443.9	449.0	459.3	476.1	476.1	477.4	480.0	489.0	483.9	494.2
20°	456.8	458.0	463.2	474.8	490.3	489.0	491.6	494.2	505.8	500.6	511.0
22.5°	473.5	476.1	482.6	495.5	512.2	504.5	509.7	514.8	526.4	517.4	531.6
25°	496.8	500.6	507.1	521.3	539.3	530.3	535.5	539.3	552.2	539.3	553.5
27.5°	530.3	532.9	538.0	553.5	569.0	562.6	565.1	567.7	583.2	569.0	584.5
30°	570.3	574.2	579.3	593.5	609.0	598.7	603.9	606.4	619.3	605.1	618.0
32.5°	620.6	624.5	630.9	643.8	656.8	641.3	642.6	646.4	659.3	645.1	659.3
35°	680.0	682.6	691.6	707.1	716.1	691.6	692.9	692.9	709.7	690.3	705.8
37.5°	741.9	744.5	754.8	770.3	780.6	753.5	753.5	754.8	770.3	748.4	762.6
40°	806.4	814.2	825.8	841.3	849.0	818.0	820.6	819.3	837.4	811.6	825.8
42.5°	870.9	877.4	894.2	912.2	921.3	890.3	891.6	887.7	905.8	878.7	890.3
45°	926.4	931.6	952.2	978.0	992.2	960.0	960.0	960.0	978.0	944.5	958.7
47.5°	971.6	975.5	997.4	1034.8	1058.0	1025.8	1028.4	1023.2	1050.3	1009.0	1028.4
50°	1003.8	1005.1	1033.5	1076.1	1116.1	1086.4	1090.3	1092.9	1118.7	1082.5	1099.3
52.5°	1014.2	1016.7	1049.0	1100.6	1158.7	1139.3	1153.5	1158.7	1181.9	1143.2	1166.4
55°	978.0	984.5	1033.5	1109.6	1188.3	1181.9	1198.7	1209.0	1238.7	1206.4	1230.9
57.5°	856.7	864.5	932.9	1058.0	1194.8	1205.1	1228.3	1245.1	1287.7	1268.3	1295.4
60°	683.8	690.3	760.0	910.9	1113.5	1176.7	1229.6	1277.4	1321.2	1325.1	1360.0
62.5°	469.7	478.7	545.8	690.3	936.7	1020.6	1096.7	1175.4	1249.0	1338.0	1383.2
65°	229.7	234.8	291.6	431.0	687.7	794.8	883.8	994.8	1063.2	1190.9	1264.5
67.5°	126.4	126.4	135.5	179.3	367.7	473.5	569.0	708.4	778.0	935.5	1029.6
70°	105.8	105.8	103.2	109.7	139.4	165.2	214.2	294.2	391.0	549.7	634.8
71°	100.6	99.4	98.1	100.6	112.3	117.4	138.1	180.6	245.2	379.3	463.2
72.5°	94.2	91.6	87.7	89.0	95.5	95.5	99.4	105.8	130.3	178.1	238.7
75°	81.3	78.7	74.8	74.8	76.1	77.4	78.7	81.3	82.6	85.2	95.5
77.5°	67.1	64.5	60.6	60.6	59.4	60.6	63.2	64.5	61.9	67.1	68.4
80°	51.6	47.7	46.5	46.5	45.2	43.9	43.9	43.9	45.2	47.7	49.0
82.5°	32.3	29.7	31.0	29.7	28.4	28.4	28.4	28.4	29.7	29.7	32.3
85°	15.5	15.5	16.8	15.5	12.9	12.9	11.6	10.3	11.6	10.3	12.9
87.5°	0.0	0.0	0.0	0.0	0.0	0.0	0.0	0.0	0.0	0.0	1.3
90°	0.0	0.0	0.0	0.0	0.0	0.0	0.0	0.0	0.0	0.0	0.0
92.5°	0.0	0.0	0.0	0.0	0.0	0.0	0.0	0.0	0.0	0.0	0.0
95°	1.0	1.0	1.0	1.0	1.0	1.0	1.0	1.0	1.0	1.0	1.0
97.5°	2.0	2.0	2.0	3.0	4.0	5.2	6.5	7.8	9.0	10.0	11.0
100°	8.0	8.0	10.0	14.0	22.0	24.0	26.0	28.0	30.0	30.5	31.0
102.5°	28.0	28.0	32.0	38.0	45.0	46.2	47.5	48.8	50.0	50.2	50.5
105°	54.0	54.0	56.0	61.0	66.0	67.0	68.0	69.0	70.0	70.2	70.5
107.5°	78.0	77.0	80.0	84.0	88.0	88.8	89.5	90.2	91.0	91.5	92.0



REPORT NUMBER: P228707

CATALOG NUMBER: ISS-AF-600-LED-E1-RW-7060-ULG

CANDELA DISTRIBUTION (continued):

	0°	5°	15°	25°	35°	37.5°	40°	42.5°	45°	47.5°	50°
110°	101.0	102.0	103.0	106.0	110.0	110.5	111.0	111.5	112.0	112.5	113.0
112.5°	124.0	124.0	126.0	129.0	132.0	132.5	133.0	133.5	134.0	134.5	135.0
115°	146.0	147.0	149.0	151.0	154.0	154.5	155.0	155.5	156.0	156.5	157.0
117.5°	169.0	170.0	172.0	174.0	177.0	177.5	178.0	178.5	179.0	179.2	179.5
120°	193.0	195.0	196.0	198.0	201.0	201.2	201.5	201.8	202.0	202.5	203.0
122.5°	219.0	220.0	221.0	223.0	226.0	226.2	226.5	226.8	227.0	227.2	227.5
125°	244.0	246.0	247.0	248.0	251.0	251.2	251.5	251.8	252.0	252.2	252.5
127.5°	267.0	269.0	270.0	272.0	274.0	274.5	275.0	275.5	276.0	276.5	277.0
130°	290.0	292.0	293.0	294.0	298.0	298.2	298.5	298.8	299.0	299.5	300.0
132.5°	313.0	314.0	317.0	318.0	321.0	321.2	321.5	321.8	322.0	322.8	323.5
135°	336.0	337.0	339.0	341.0	345.0	345.0	345.0	345.0	345.0	345.8	346.5
137.5°	359.0	360.0	363.0	364.0	367.0	367.0	367.0	367.0	367.0	367.5	368.0
140°	382.0	383.0	385.0	386.0	388.0	388.2	388.5	388.8	389.0	389.2	389.5
142.5°	404.0	406.0	408.0	407.0	410.0	410.0	410.0	410.0	410.0	410.5	411.0
145°	425.0	426.0	428.0	428.0	431.0	431.2	431.5	431.8	432.0	432.5	433.0
147.5°	444.0	444.0	447.0	448.0	452.0	452.2	452.5	452.8	453.0	453.2	453.5
150°	461.0	462.0	464.0	465.0	469.0	469.2	469.5	469.8	470.0	470.2	470.5
152.5°	479.0	480.0	483.0	482.0	485.0	485.2	485.5	485.8	486.0	486.2	486.5
155°	499.0	500.0	502.0	501.0	503.0	503.0	503.0	503.0	503.0	503.2	503.5
157.5°	513.0	515.0	517.0	516.0	519.0	519.0	519.0	519.0	519.0	519.0	519.0
160°	525.0	527.0	529.0	529.0	532.0	532.0	532.0	532.0	532.0	532.0	532.0
162.5°	535.0	536.0	539.0	538.0	541.0	541.0	541.0	541.0	541.0	541.2	541.5
165°	546.0	547.0	549.0	548.0	552.0	552.0	552.0	552.0	552.0	552.2	552.5
167.5°	555.0	556.0	559.0	558.0	561.0	560.8	560.5	560.2	560.0	560.0	560.0
170°	562.0	563.0	566.0	565.0	567.0	566.8	566.5	566.2	566.0	565.8	565.5
172.5°	565.0	566.0	569.0	567.0	569.0	568.8	568.5	568.2	568.0	568.2	568.5
175°	567.0	569.0	570.0	569.0	572.0	572.0	572.0	572.0	572.0	572.2	572.5
177.5°	572.0	573.0	575.0	574.0	578.0	577.8	577.5	577.2	577.0	577.0	577.0
180°	576.0	576.0	576.0	576.0	576.0	576.0	576.0	576.0	576.0	576.0	576.0



REPORT NUMBER: P228707

CATALOG NUMBER: ISS-AF-600-LED-E1-RW-7060-ULG

CANDELA DISTRIBUTION (continued):

	52.5°	55°	57.5°	60°	62.5°	65°	67.5°	70°	72.5°	75°	77.5°
0°	443.9	443.9	443.9	443.9	443.9	443.9	443.9	443.9	443.9	443.9	443.9
2.5°	441.3	443.9	442.6	443.9	441.3	443.9	440.0	443.9	442.6	443.9	441.3
5°	445.1	449.0	445.1	450.3	445.1	450.3	445.1	450.3	446.4	450.3	445.1
7.5°	449.0	456.8	451.6	458.0	451.6	459.3	451.6	459.3	454.2	460.6	451.6
10°	456.8	465.8	458.0	465.8	458.0	467.1	458.0	468.4	460.6	471.0	459.3
12.5°	463.2	473.5	465.8	476.1	464.5	478.7	467.1	482.6	469.7	485.1	469.7
15°	472.2	485.1	477.4	489.0	477.4	492.9	478.7	496.8	482.6	499.3	482.6
17.5°	485.1	499.3	489.0	503.2	490.3	507.1	491.6	511.0	496.8	513.5	496.8
20°	503.2	514.8	504.5	520.0	505.8	521.3	508.4	523.9	512.2	527.7	512.2
22.5°	523.9	534.2	526.4	535.5	522.6	535.5	522.6	535.5	526.4	539.3	526.4
25°	547.1	554.8	545.8	554.8	543.2	553.5	541.9	552.2	543.2	554.8	545.8
27.5°	578.0	581.9	571.6	579.3	565.1	575.5	562.6	572.9	563.9	574.2	567.7
30°	611.6	615.5	605.1	610.3	594.8	601.3	587.1	596.1	588.4	596.1	592.2
32.5°	649.0	654.2	642.6	645.1	632.2	633.5	621.9	625.8	619.3	621.9	620.6
35°	691.6	698.0	685.1	689.0	674.8	674.8	664.5	663.2	660.6	658.0	658.0
37.5°	745.8	748.4	738.0	738.0	721.3	721.3	708.4	708.4	703.2	698.0	695.5
40°	805.1	806.4	789.7	788.4	771.6	771.6	757.4	753.5	744.5	738.0	734.2
42.5°	868.4	867.1	842.6	845.1	820.6	821.9	803.8	800.0	790.9	783.2	775.5
45°	932.9	927.7	903.2	901.9	873.5	874.8	852.9	850.3	837.4	829.6	820.6
47.5°	998.7	996.1	969.0	962.5	932.9	931.6	903.2	903.2	890.3	882.6	873.5
50°	1067.1	1065.8	1034.8	1030.9	1000.0	994.8	961.3	961.3	945.8	943.2	930.3
52.5°	1141.9	1136.7	1103.2	1101.9	1072.2	1068.4	1032.2	1029.6	1006.4	1005.1	990.9
55°	1215.4	1206.4	1184.5	1174.2	1144.5	1143.2	1110.9	1104.5	1074.8	1074.8	1056.7
57.5°	1282.5	1274.8	1256.7	1247.7	1219.3	1215.4	1180.6	1180.6	1154.8	1153.5	1134.2
60°	1352.2	1354.8	1335.4	1331.6	1304.5	1303.2	1268.3	1268.3	1242.5	1241.2	1219.3
62.5°	1411.6	1437.4	1429.6	1432.2	1409.0	1405.1	1370.3	1367.7	1338.0	1334.1	1316.1
65°	1353.5	1443.8	1501.9	1540.6	1538.0	1536.7	1503.2	1498.0	1460.6	1450.3	1420.6
67.5°	1136.7	1254.2	1360.0	1476.1	1561.2	1625.8	1645.1	1637.4	1605.1	1575.4	1539.3
70°	761.3	896.7	1030.9	1175.4	1321.2	1463.2	1609.0	1672.2	1739.3	1716.1	1709.6
71°	579.3	718.7	852.9	1005.1	1160.0	1317.4	1496.7	1571.6	1707.0	1705.7	1740.6
72.5°	326.4	450.3	593.5	726.4	872.2	1034.8	1219.3	1301.9	1496.7	1535.4	1636.1
75°	104.5	143.2	189.7	299.3	389.7	538.0	674.8	757.4	886.4	950.9	1091.6
77.5°	69.7	77.4	80.0	92.9	104.5	148.4	201.3	246.4	271.0	283.9	298.1
80°	50.3	54.2	56.8	63.2	64.5	72.3	72.3	80.0	78.7	83.9	80.0
82.5°	32.3	36.1	37.4	40.0	41.3	46.5	49.0	54.2	54.2	56.8	55.5
85°	15.5	18.1	18.1	20.6	20.6	24.5	24.5	28.4	28.4	32.3	31.0
87.5°	1.3	1.3	1.3	2.6	2.6	2.6	3.9	5.2	5.2	5.2	5.2
90°	0.0	0.0	0.0	0.0	0.0	0.0	0.0	0.0	0.0	0.0	0.0
92.5°	0.0	0.0	0.0	0.0	0.0	0.0	0.0	0.0	0.0	0.0	0.0
95°	1.0	1.0	1.0	1.0	1.0	1.0	1.0	1.0	1.0	1.0	1.0
97.5°	12.0	13.0	11.5	10.0	8.5	7.0	6.5	6.0	5.5	5.0	4.8
100°	31.5	32.0	31.5	31.0	30.5	30.0	29.2	28.5	27.8	27.0	26.8
102.5°	50.8	51.0	50.8	50.5	50.2	50.0	49.5	49.0	48.5	48.0	48.2
105°	70.8	71.0	71.0	71.0	71.0	71.0	70.5	70.0	69.5	69.0	69.5
107.5°	92.5	93.0	92.8	92.5	92.2	92.0	91.8	91.5	91.2	91.0	91.2



REPORT NUMBER: P228707

CATALOG NUMBER: ISS-AF-600-LED-E1-RW-7060-ULG

CANDELA DISTRIBUTION (continued):

	52.5°	55°	57.5°	60°	62.5°	65°	67.5°	70°	72.5°	75°	77.5°
110°	113.5	114.0	114.0	114.0	114.0	114.0	113.8	113.5	113.2	113.0	113.2
112.5°	135.5	136.0	136.0	136.0	136.0	136.0	135.8	135.5	135.2	135.0	135.5
115°	157.5	158.0	158.0	158.0	158.0	158.0	158.0	158.0	158.0	158.0	158.5
117.5°	179.8	180.0	180.2	180.5	180.8	181.0	180.8	180.5	180.2	180.0	180.5
120°	203.5	204.0	204.0	204.0	204.0	204.0	204.0	204.0	204.0	204.0	204.5
122.5°	227.8	228.0	228.0	228.0	228.0	228.0	228.2	228.5	228.8	229.0	230.0
125°	252.8	253.0	253.2	253.5	253.8	254.0	254.0	254.0	254.0	254.0	254.8
127.5°	277.5	278.0	277.8	277.5	277.2	277.0	277.2	277.5	277.8	278.0	278.8
130°	300.5	301.0	301.0	301.0	301.0	301.0	301.2	301.5	301.8	302.0	302.8
132.5°	324.2	325.0	325.0	325.0	325.0	325.0	325.2	325.5	325.8	326.0	326.8
135°	347.2	348.0	348.0	348.0	348.0	348.0	348.2	348.5	348.8	349.0	349.5
137.5°	368.5	369.0	369.0	369.0	369.0	369.0	369.2	369.5	369.8	370.0	371.0
140°	389.8	390.0	390.0	390.0	390.0	390.0	390.5	391.0	391.5	392.0	393.0
142.5°	411.5	412.0	412.0	412.0	412.0	412.0	412.2	412.5	412.8	413.0	413.8
145°	433.5	434.0	433.8	433.5	433.2	433.0	433.2	433.5	433.8	434.0	434.8
147.5°	453.8	454.0	453.5	453.0	452.5	452.0	452.2	452.5	452.8	453.0	453.8
150°	470.8	471.0	470.5	470.0	469.5	469.0	469.0	469.0	469.0	469.0	470.0
152.5°	486.8	487.0	486.8	486.5	486.2	486.0	486.0	486.0	486.0	486.0	486.8
155°	503.8	504.0	503.8	503.5	503.2	503.0	503.2	503.5	503.8	504.0	504.8
157.5°	519.0	519.0	518.5	518.0	517.5	517.0	517.2	517.5	517.8	518.0	519.2
160°	532.0	532.0	531.5	531.0	530.5	530.0	530.0	530.0	530.0	530.0	530.8
162.5°	541.8	542.0	541.5	541.0	540.5	540.0	539.5	539.0	538.5	538.0	538.5
165°	552.8	553.0	552.2	551.5	550.8	550.0	549.5	549.0	548.5	548.0	548.5
167.5°	560.0	560.0	559.5	559.0	558.5	558.0	558.2	558.5	558.8	559.0	560.0
170°	565.2	565.0	564.8	564.5	564.2	564.0	564.5	565.0	565.5	566.0	567.2
172.5°	568.8	569.0	568.5	568.0	567.5	567.0	567.2	567.5	567.8	568.0	568.8
175°	572.8	573.0	572.2	571.5	570.8	570.0	569.5	569.0	568.5	568.0	568.8
177.5°	577.0	577.0	576.2	575.5	574.8	574.0	574.0	574.0	574.0	574.0	574.8
180°	576.0	576.0	576.0	576.0	576.0	576.0	576.0	576.0	576.0	576.0	576.0



REPORT NUMBER: P228707

CATALOG NUMBER: ISS-AF-600-LED-E1-RW-7060-ULG

CANDELA DISTRIBUTION (continued):

	80°	82.5°	85°	87.5°	90°
0°	443.9	443.9	443.9	443.9	443.9
2.5°	445.1	443.9	445.1	442.6	445.1
5°	451.6	446.4	452.9	446.4	452.9
7.5°	461.9	455.5	463.2	452.9	461.9
10°	471.0	461.9	472.2	461.9	471.0
12.5°	486.4	472.2	489.0	472.2	489.0
15°	501.9	485.1	505.8	487.7	504.5
17.5°	516.1	500.6	520.0	501.9	518.7
20°	529.0	514.8	531.6	513.5	531.6
22.5°	541.9	532.9	545.8	532.9	545.8
25°	558.7	552.2	561.3	552.2	561.3
27.5°	578.0	575.5	580.6	574.2	581.9
30°	600.0	601.3	602.6	601.3	603.9
32.5°	627.1	633.5	630.9	630.9	630.9
35°	664.5	676.1	668.4	670.9	669.7
37.5°	699.3	716.1	705.8	709.7	707.1
40°	738.0	749.7	747.1	747.1	744.5
42.5°	780.6	794.8	790.9	792.2	789.7
45°	827.1	840.0	834.8	833.5	834.8
47.5°	880.0	894.2	887.7	886.4	887.7
50°	935.5	952.2	947.1	944.5	947.1
52.5°	996.1	1016.7	1014.2	1011.6	1015.5
55°	1067.1	1086.4	1083.8	1086.4	1087.7
57.5°	1138.0	1160.0	1154.8	1161.3	1163.8
60°	1227.1	1240.0	1241.2	1242.5	1243.8
62.5°	1317.4	1322.5	1326.4	1330.3	1331.6
65°	1421.9	1423.2	1425.8	1421.9	1425.8
67.5°	1522.5	1513.5	1512.2	1516.1	1518.7
70°	1678.7	1678.7	1665.8	1683.8	1668.3
71°	1699.3	1723.8	1695.4	1735.4	1692.8
72.5°	1598.7	1643.8	1611.6	1647.7	1605.1
75°	1112.2	1216.7	1215.4	1267.1	1225.8
77.5°	308.4	289.0	308.4	265.8	254.2
80°	83.9	76.1	82.6	69.7	78.7
82.5°	55.5	47.7	46.5	37.4	40.0
85°	32.3	24.5	24.5	19.4	20.6
87.5°	5.2	1.3	5.2	2.6	3.9
90°	0.0	0.0	0.0	0.0	0.0
92.5°	0.0	0.0	0.0	0.0	0.0
95°	1.0	1.0	1.0	1.0	1.0
97.5°	4.5	4.2	4.0	4.0	4.0
100°	26.5	26.2	26.0	25.5	25.0
102.5°	48.5	48.8	49.0	48.5	48.0
105°	70.0	70.5	71.0	70.0	69.0
107.5°	91.5	91.8	92.0	91.5	91.0



REPORT NUMBER: P228707

CATALOG NUMBER: ISS-AF-600-LED-E1-RW-7060-ULG

CANDELA DISTRIBUTION (continued):

	80°	82.5°	85°	87.5°	90°
110°	113.5	113.8	114.0	113.5	113.0
112.5°	136.0	136.5	137.0	136.0	135.0
115°	159.0	159.5	160.0	159.5	159.0
117.5°	181.0	181.5	182.0	181.0	180.0
120°	205.0	205.5	206.0	205.0	204.0
122.5°	231.0	232.0	233.0	232.5	232.0
125°	255.5	256.2	257.0	256.5	256.0
127.5°	279.5	280.2	281.0	279.5	278.0
130°	303.5	304.2	305.0	304.0	303.0
132.5°	327.5	328.2	329.0	328.0	327.0
135°	350.0	350.5	351.0	350.5	350.0
137.5°	372.0	373.0	374.0	373.0	372.0
140°	394.0	395.0	396.0	395.0	394.0
142.5°	414.5	415.2	416.0	415.5	415.0
145°	435.5	436.2	437.0	436.0	435.0
147.5°	454.5	455.2	456.0	454.5	453.0
150°	471.0	472.0	473.0	471.5	470.0
152.5°	487.5	488.2	489.0	487.5	486.0
155°	505.5	506.2	507.0	506.0	505.0
157.5°	520.5	521.8	523.0	521.5	520.0
160°	531.5	532.2	533.0	532.0	531.0
162.5°	539.0	539.5	540.0	538.5	537.0
165°	549.0	549.5	550.0	549.0	548.0
167.5°	561.0	562.0	563.0	562.0	561.0
170°	568.5	569.8	571.0	570.0	569.0
172.5°	569.5	570.2	571.0	569.5	568.0
175°	569.5	570.2	571.0	569.5	568.0
177.5°	575.5	576.2	577.0	575.5	574.0
180°	576.0	576.0	576.0	576.0	576.0

(END OF REPORT)